













Starry-Eyed Stan Grid References







Find the sea creatures on the grid. Then, write down their grid references.







10							
9							
8							
7							
6							
5							
4							
3							
2							
1							
	A	B	C	D	E	F	G

	(,)		(,)		(,)
	(,)		(,)		(,)

Starry-Eyed Stan Grid References - Answers

Find the sea creatures on the grid. Then, write down their grid references.






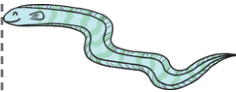
10							
9							
8							
7							
6							
5							
4							
3							
2							
1							
	A	B	C	D	E	F	G

	(D, 3)		(A, 1)		(B, 8)
	(F, 4)		(G, 5)		(G, 10)

Starry-Eyed Stan Grid References



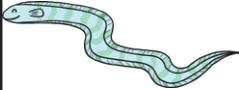



Cut out the pictures at the bottom of this sheet. Then, read their grid references and plot them on the grid.

5					
4					
3					
2					
1					
	A	B	C	D	E

	(E, 2)		(B, 5)		(D, 4)
	(C, 1)		(A, 2)		(E, 3)

Starry-Eyed Stan Grid References - Answers

Cut out the pictures at the bottom of this sheet. Then, read their grid references and plot them on the grid.

5					
4					
3					
2					
1					
	A	B	C	D	E