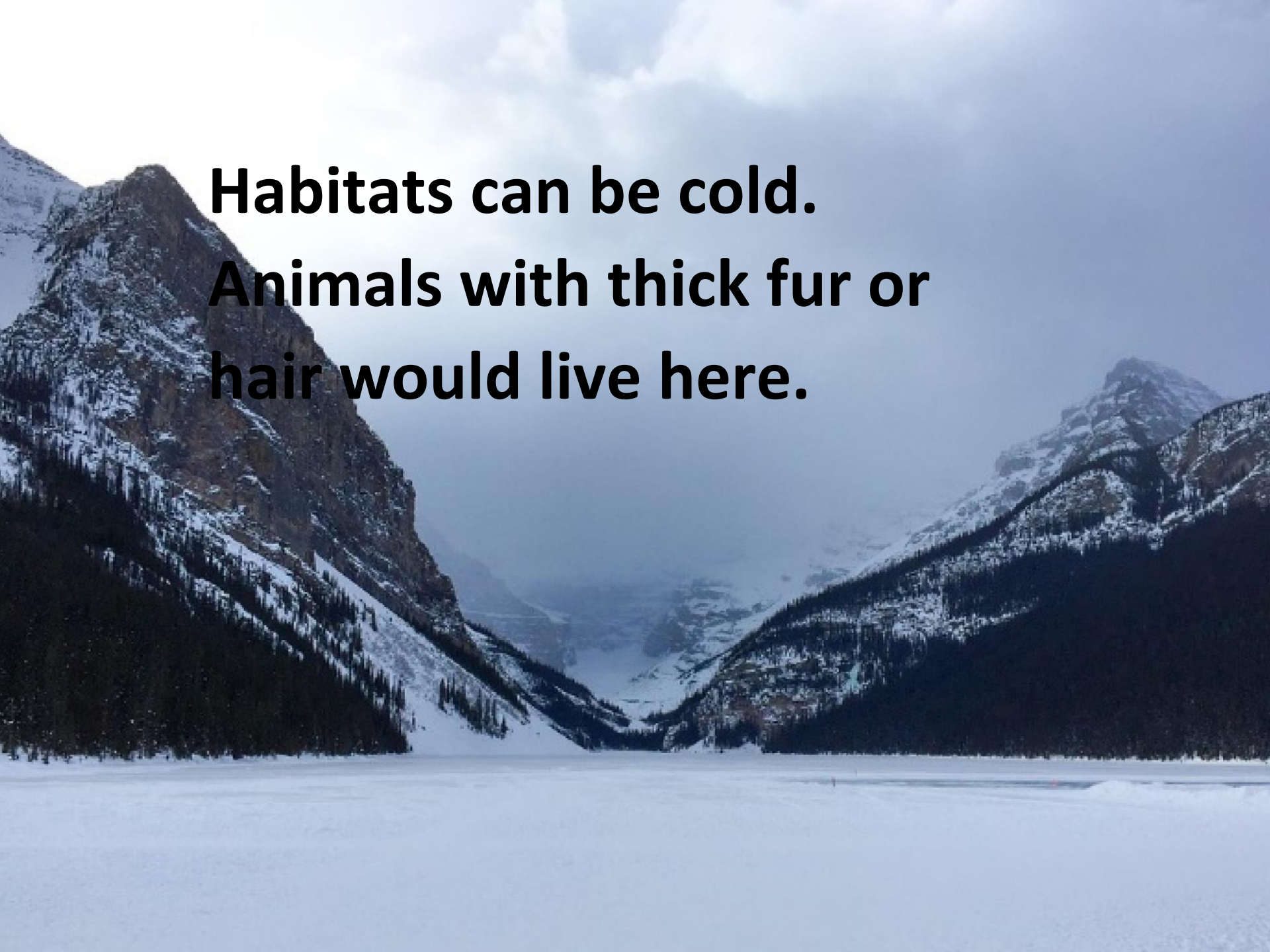


Habitats-these are the places where different animals live. Look at the slides. What animals could live in each habitat? What shelter, food or climate do they need?

Habitats can be massive.



A wide-angle photograph of a winter mountain landscape. In the foreground, a large, flat, snow-covered area, possibly a frozen lake or a valley floor, stretches across the bottom. The middle ground features steep, rocky mountainsides covered in patches of snow and dense evergreen forests. The background shows more distant, snow-capped mountain peaks under a cloudy, overcast sky. The overall color palette is dominated by whites, greys, and dark greens.

**Habitats can be cold.
Animals with thick fur or
hair would live here.**

Habitats can be small.



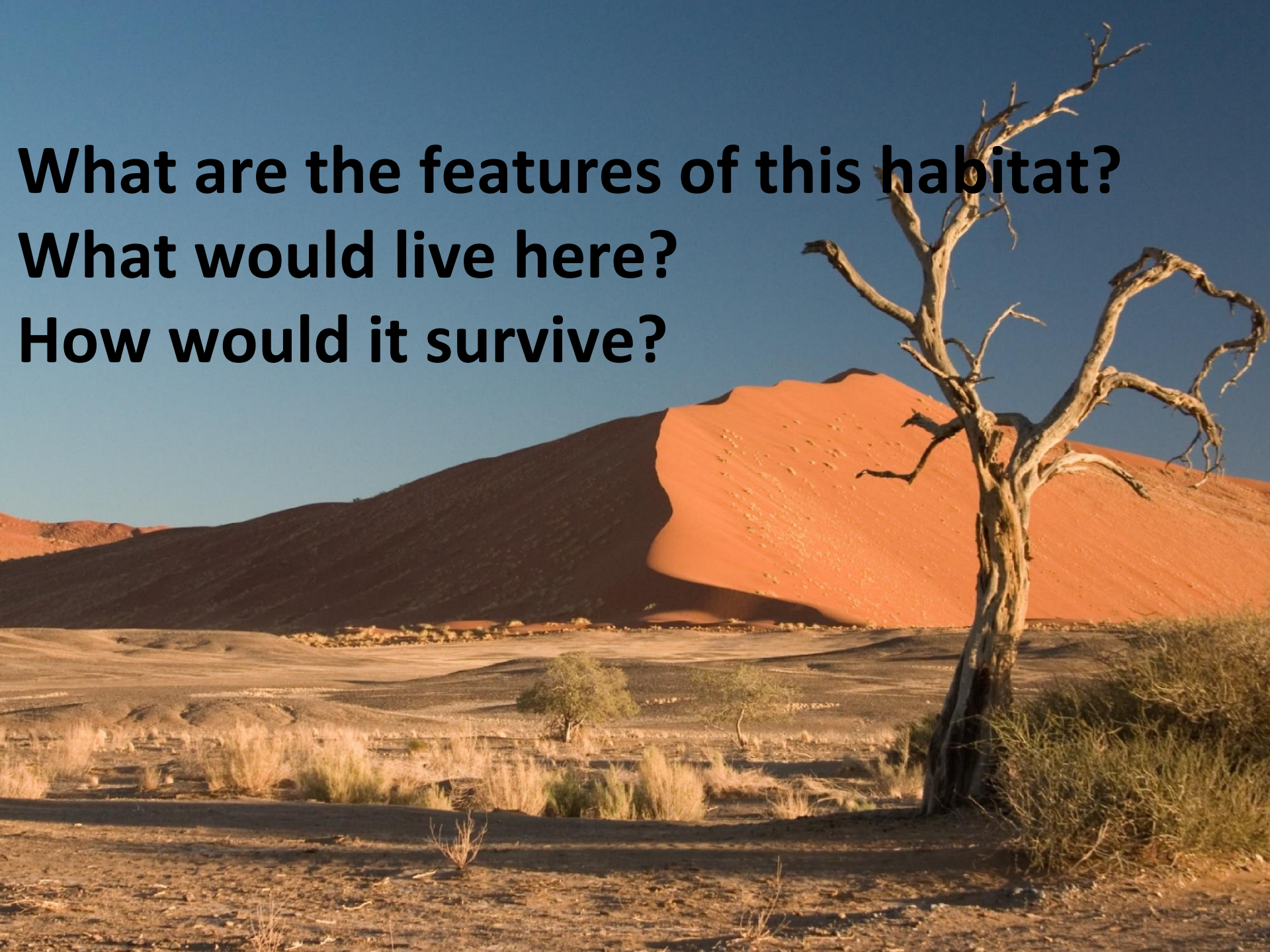
Habitats can be dark.



Habitats can be wet.



**What are the features of this habitat?
What would live here?
How would it survive?**



A wide-angle photograph of a winter mountain landscape. In the foreground, a large, flat, snow-covered area, possibly a frozen lake or a snowfield, stretches across the bottom. The middle ground shows steep, rocky mountain slopes covered in patches of snow and dense evergreen forests. The background features more distant, snow-capped mountain peaks under a cloudy, overcast sky. The overall color palette is dominated by whites, greys, and dark greens.

What are the features of this habitat?
What would live here?
How would it survive?

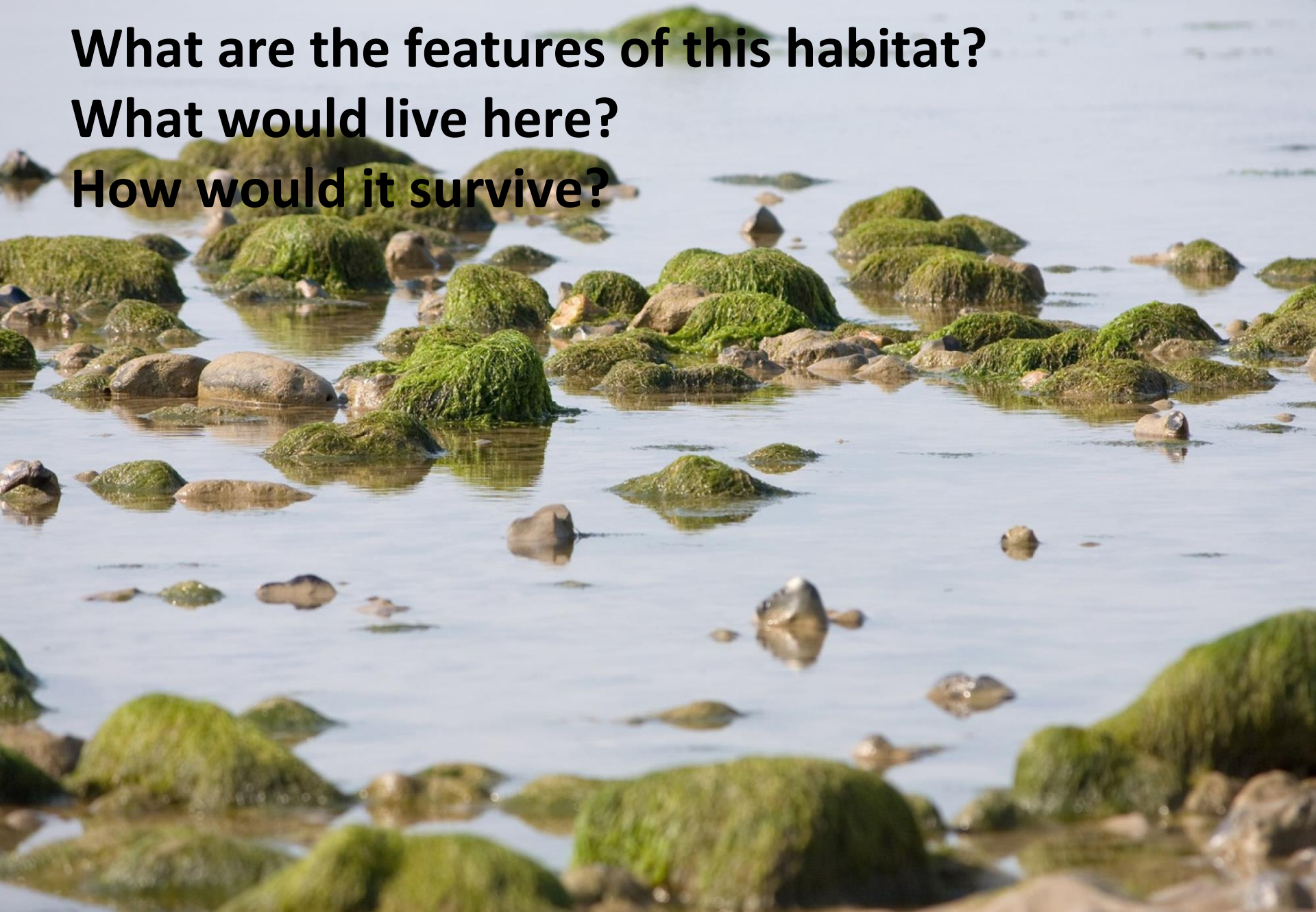
A photograph of a forest floor. Large, thick, brown tree roots are prominent, curving across the ground. The ground is covered with a layer of fallen leaves, some green and some brown, and small plants. The background is filled with dense green foliage.

What are the features of this habitat?
What would live here?
How would it survive?

**What are the features of this habitat?
What would live here?
How would it survive?**






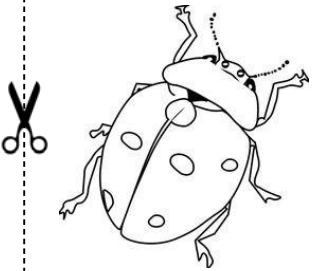
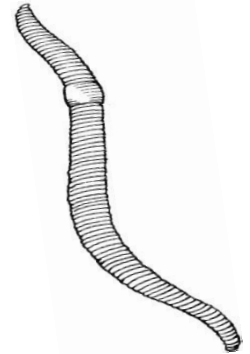

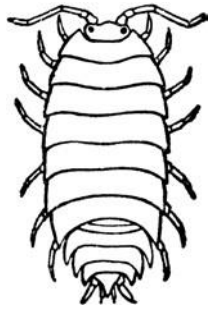

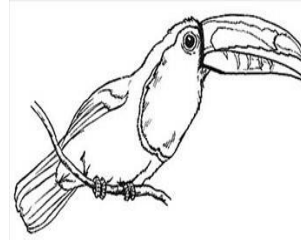
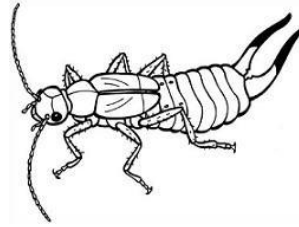
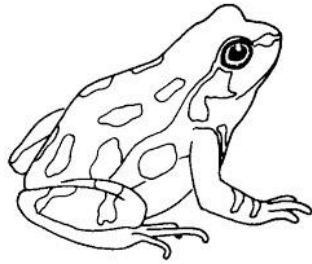
**What are the features of this habitat?
What would live here?
How would it survive?**



Now you have had a chance to look at each habitat, can you match each animal below to its own habitat? You might need to do a little research to find out some information about each animal, such as what it eats or how it breathes. Can you think of any other animals that might live there?

You can play a habitat game on this website:

<https://www.abpischools.org.uk/topic/animal-habitats/2>



Now it is time to get creative! We would like you to pick a habitat that is not local to you so a rainforest or desert and think about what animals might live there and why they are best suited to that habitat. When you have chosen, your job is to create that habitat and the animals inside. You could draw your chosen habitat and the animals that would live there or you could make a habitat box or plate. You might even have some animal figures you could place inside your habitat. Think about why those animals live there and include these features in your habitat. Take a look at some examples below and don't forget to send photos of your habitats to the year 2 email.



