



# Little Cypress Curriculum Meeting October 2023



THE PEGASUS ACADEMY TRUST

# Meet The Little Cypress Team

## Nursery Staff

Miss Chapman



Mrs Jerman



Mrs Mussard



Mrs Nawol



Ms Khudyer



Miss Cook



## Rainbow Staff

Miss Kokkini



Mrs Johnson



Mrs Lee



Mrs Omar



Miss Harvey



# What Are We Learning In Little Cypress?

## EYFS Areas of Learning

### The 3 Prime Areas:

- Communication and Language
- Physical Development
- Personal, Social and Emotional Development

### The 4 Specific Areas:

- Literacy
- Maths
- Understanding the World
- Expressive Arts and Design





# Reforms to the EYFS

Changes have been made to:

- Improve outcomes at age 5, particularly in early language and literacy (big emphasis on spoken language)
- Reduce workload such as unnecessary paperwork, so staff can spend more time with the children (knowing the children in your care and adapting the curriculum accordingly to meet their needs)
- Changing the ratios for two year olds



# How Will I Know What My Child Is Doing In Little Cypress?

- Weekly entry in reading diary by Keyworker
- Weekly news story on the website
- Termly newsletters
- Sharing work each term with your child in their classroom
- 1:1 conversations with Little Cypress staff as needed
- Termly parent/teacher consultations
- Performances – Christmas  
And Superhero Fashion Show
- Dress up days





# A Typical Day In Little Cypress

- Child initiated play – inside and outside in all weathers
- 1:1 Keyworker sessions
- Small group work
- Whole class carpet time
- On Mondays and Wednesdays the children will see our School Therapy Dog, Seve



## Whole Class Learning Sessions:

- Phonics
- Maths
- Literacy
- Story





# The Teaching Of Early Reading

All the schools in the Pegasus Academy Trust use the validated little Wandle Letters and Sounds revised programme.

It is a complete early reading programme including the teaching of systematic synthetic phonics and the practice of phonics skills in decodable books to support the development of children's reading.



# Why It Is Important To Read To Your Child?

When children are concentrating on reading the words they often don't pick up on some of the other things that books offer them.

Children need to hear stories being read well. This is where you come in!

When you read out loud to your child you are modelling:

- using good story language;
- changing your voice for different characters;
- reading with pace and expression;
- using the punctuation;
- self correcting mistakes;
- reading on a little to see how you should read the next few words  
e.g. whispered, shouted;

Above all, reading to your child is a wonderful experience. There is nothing like a good bedtime story!



# The Importance of Nursery Rhymes for Children

Since nursery rhymes are patterns, they help children learn easy recall and memorization. Nursery rhymes usually tell a story with a beginning, a middle, and an end. This teaches children that events happen in sequence, and they begin to learn how to understand stories and follow along.

Nursery rhymes help your child's brain segment words into syllables, hear similarities between words that rhyme or start with the same sounds. Language and Literacy Skills – Nursery rhymes are important for language acquisition and help with speech development.



# Top 5 Tips To Help During Reading Time:

- Choose a quiet time
- Make reading enjoyable
- Maintain the flow
- Be positive and encouraging
- Start with your child's interests





*If you want your children  
to be intelligent, read  
them fairy tales. If you  
want them to be more  
intelligent, read them  
more fairy tales.*

*Albert Einstein*





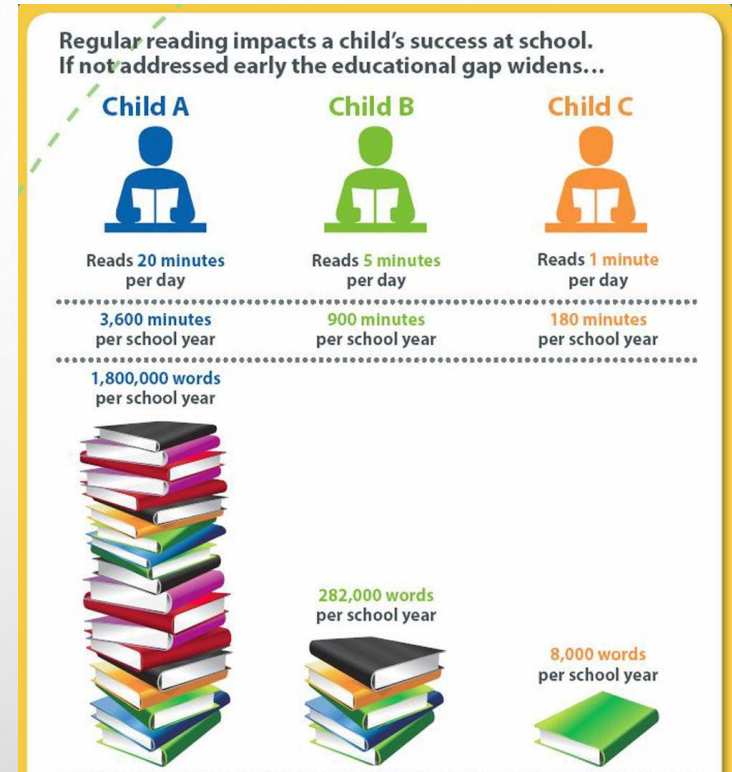
# Importance Of Regular Reading

## What does it do?

- Builds a love of reading
- Reading together is a wonderful way to bond with your child
- Helps them to develop listening skills
- Stimulates their imagination and helps build their understanding of the world
- Daily reading helps teach fluency and build language

Build up to 20 minutes a day:

- Early Years – 10 minutes
- KS1 – 15 minutes
- KS2 – 20 minutes



**Be a role model – get caught reading!!!**

# Useful Links

[www.teachyourmonstertoread.com](http://www.teachyourmonstertoread.com)

[www.phonicsplay.co.uk](http://www.phonicsplay.co.uk)

[www.familylearning.org.uk](http://www.familylearning.org.uk)

[www.mrthorne.com](http://www.mrthorne.com)

[www.letters-and-sounds.com](http://www.letters-and-sounds.com)

[www.readingbear.org](http://www.readingbear.org)

[www.starfall.com](http://www.starfall.com)

[www.jollylearning.co.uk](http://www.jollylearning.co.uk)

[www.bbc.co.uk/cbeebies/shows/alphablocks](http://www.bbc.co.uk/cbeebies/shows/alphablocks)



# Maths in the Early Years Foundation Stage

Maths is split into 2 aspects:


- Number
- Numerical pattern





# Teaching Small Numbers (Creating Maths Masters)

- In Little Cypress, we will focus on numbers 1-5;
- We will be teaching all the aspects within these numbers to make sure that the children are confident mathematicians and that their number knowledge is strong;
- This will create fluent Maths Masters who will have the confidence to tackle maths problems and explain their reasoning with competency;
- We will concentrate on using mathematical language to justify their answers.





# Ways You Could Support Number Development

- Use magnetic numbers (place in order from 0-5)
- Ask questions whilst your child plays i.e. How many dinosaurs have you got altogether? What if you had 2 more dinosaurs? How many would you have then?
- Collect natural resources such as leaves, shells and stones to count, sort and group
- Read numbers in their surroundings e.g. shops, buses, number plates and door numbers
- Remind them that maths is used in our everyday life



# Games To Play At Home

- Snakes and Ladders
- Number Bingo
- Card games (from Snap to higher/lower)
- Dominoes
- Draughts
- Connect 4





# Things to remember:

- Teaching your child to ask for help
- Teaching your child to put their coat on
- Naming all their belongings
- Asking your child what they have enjoyed at nursery today
- Writing in the reading diary weekly and returning the borrowed book each week
- Keep up to date with communication from school, so you know when dress-up days etc are
- We will let you know when nursery children are ready for Forest School. This is a weekly event with a qualified Forest School Leader

