

Reception Curriculum Meeting

September 2020



A typical day in Reception

Whole class learning sessions

Phonics

Maths

Literacy

Story

Play based freeflow activities inside
and outside



Here is one of our outside areas and Hall, where we have lunch and PE.





We love our Woodland area at Cypress and every class gets to take part in Forest School activities.

Learning to read at Cypress Primary



What is phonics?

Phonics is a way of teaching children to read quickly and skilfully. They are taught how to:


- Recognise the sounds that each individual letter makes
- Identify the sounds that different combinations of letters make
- Blend (putting sounds together to read a word)
- Segment (to aid the spelling of words)

Which phonics scheme is used at Cypress Primary?

We use the Letters and Sounds progression. This puts the sounds into phases.

We use a range of resources and activities to teach the sounds including Jolly Phonics.


Jolly Phonics is particularly good for Reception age children as each sound has a visual, a sound and an action to help children to learn in a fun and memorable way.



Jolly Phonics




- **a** -wiggle fingers above the elbow as if ants are crawling on you
a, a, a short sound;
- **b** -hit a ball with a bat
b, b, b short sound;
- **c** -raise hands and snap fingers as if playing the castanets
c, c, c short sound;
- **d** -beat hands up and down as if playing a drum
d, d, d short sound;
- **e** -crack an egg against a pan with one hand then use both hands to open the shell
e, e, e short sound;
- **f** -hands come together as if something is deflating
fffffffff continual sound;



Jolly Phonics




- **g** -spiral hand down as if water gurgling down a drain
g, g, g short sound;
- **h** -hold hand up to mouth, panting
h, h, h short sound;
- **i** - wiggle fingers at the end of your nose like whiskers (as a mouse)
squeak *i, i, i* short sound;
- **j** -wobble like a jelly on a plate
j, j, j short sound;
- **k** -same as 'c' - castanets
(although the Jolly Phonics song is 'Kites are flying in the sky...')
k, k, k short sound;
- **l** -lick a lollipop
////////// continual sound;



Jolly Phonics




- **m** -rub tummy
mmmmm continual sound;
- **n** -put arms out like wings of a plane
nnnnnnnn continual sound;
- **o** -move finger as if switching a light switch on and off
o, o, o short sound;
- **p** -hold finger as if it is a candle and pretend to puff it out
p, p, p short sound;
- **qu** -make a duck's beak with hands
qu, qu, qu short sound;
- **r** -pretend to be a puppy, shaking head from side to side as if with a rag in your mouth
rrrrrrrrr continual sound;
- **s** -weave hand in an 's' shape
sssssss continual sound ;



Jolly Phonics



- **t** -turn head from side to side as if watching tennis
t, t, t short sound;
- **u** -keep one hand still and raise the other as if putting an umbrella up
u, u, u short sound;
- **v** -driving
vvvvvvvv continual sound;
- **w** -blow onto an open hand as if the wind
wh, wh, wh short sound;
- **x** -pretend to take a picture (x-ray)
ks, ks, ks short sound;
- **y** -pretend to eat yogurt from a spoon
y, y, y short sound;
- **z** -put arms out to your sides and flap like a bee
zzzzzzzz continual sound;




Jolly Phonics



Digraphs:

- **ai** -cup hand over ear as if hard of hearing
ai, ai, ai ;
- **oa** -put hand over mouth as if something has gone wrong
oh, oh, oh;
- **ie** -stand to attention and salute
ie, ie;
- **ee or (together)** -put hands on head and flap them up and down like donkey ears
eeyore, eeyore;
- **ou** -prick thumb with your finger as if it is a needle
ou, ou, ou;



Jolly Phonics



Long Sounds:

- **oi** -cup hands around mouth
oi, ship ahoy;
- **ue** -point to other people
you, you, you;
- **er** -roll hands over each other like a mixer
er, er, er;
- **ar** -open mouth wide
ah,ah, ah.

Top 10 Tips to help during reading time:

- Choose a quiet time
- Make reading enjoyable
- Maintain the flow
- Be positive
- Success is the key

Top 10 Tips to help during reading time:

- Visit the library
- Daily practice
- Communicate
- Talk about the books
- Variety is important

Examples of key words that can be sounded out

big

back

is

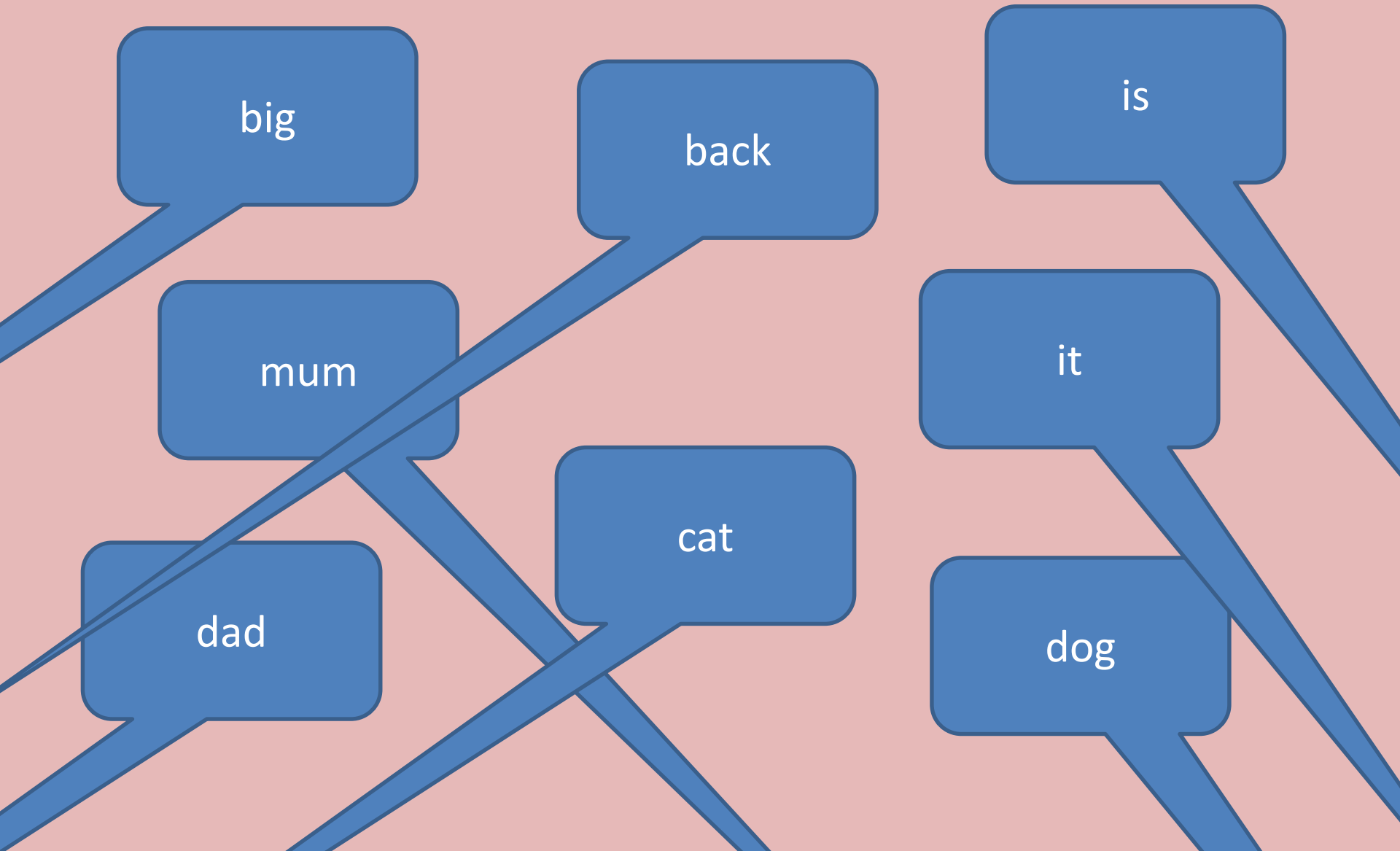
mum

it

dad

cat

dog



Counting Phonemes

- cat 3 c-a-t
- bird 3 b-ir-d
- fish?

How many sounds are in each word?



Tricky Words

I	the	he	she	me	we
away	to	was	all	are	like
her	you	going	go	they	no
come	my	a	for	day	said

*These words need to be read as whole words.
They cannot be 'sounded out'.*

Good books to read with your child:

- Look for books that are predictable with a repetitive pattern
- Stick to what they know
- Pick books with a good balance of pictures and text
- Look for books with rhyme and rhythm
- Choose stories with familiar sequences
- Seek out non fiction information books



Reading books from school

- Accelerated reading book
- Teacher choice book
- Library book

Cypress Accelerated Reading

Encouraging and celebrating daily reading

Reading books are organised into colour book bands and children should bring a reading book in their colour band home everyday.



Record *any* reading in the reading diary (including Bug Club, library books etc).

Staff will monitor for daily reading and keep a running total.

Rewards are given out for 30 books (bronze), 60 books (silver) and 100 books (gold)!!!!

Saplings Library



Reception visit Saplings library every Friday morning. Children have a story read to them during library time as well as having time to browse and read on their own.

The library is staffed by parent volunteers.

Children can choose 1 book of their own choice to bring home. Most children like to return and choose a new book each week, however loans are for a maximum of 3 weeks.

Reminder letters are sent out for overdue books

Lost or damaged books incur a £5 charge. This clears the account so your child can start taking books out again.

Library stock and your child's loans can be checked on the library system called Reading Cloud. Each child has their own personal log-in and you can log-in from home.

Reading Cloud

The screenshot shows the Reading Cloud website interface. Callout boxes point to the following features:

- My Home Library
- My Profile
- My Account
- Help Guide
- My Blog
- What's on your mind?
- Timeline
- My info
- Circulate
- Manage Library / Librarian Only
- Personalised Who Next

The website layout includes a top navigation bar with the Reading Cloud logo and a search bar. Below the navigation bar is a "Who is online?" section. The main content area features a "What's on your mind?" section with a "Post" button, a "Timeline" section with user posts, a "Star Review" section for "Wolf Brother", a "Featured Author" section for "Jacqueline Wilson", and a "Trending" section with various book categories.

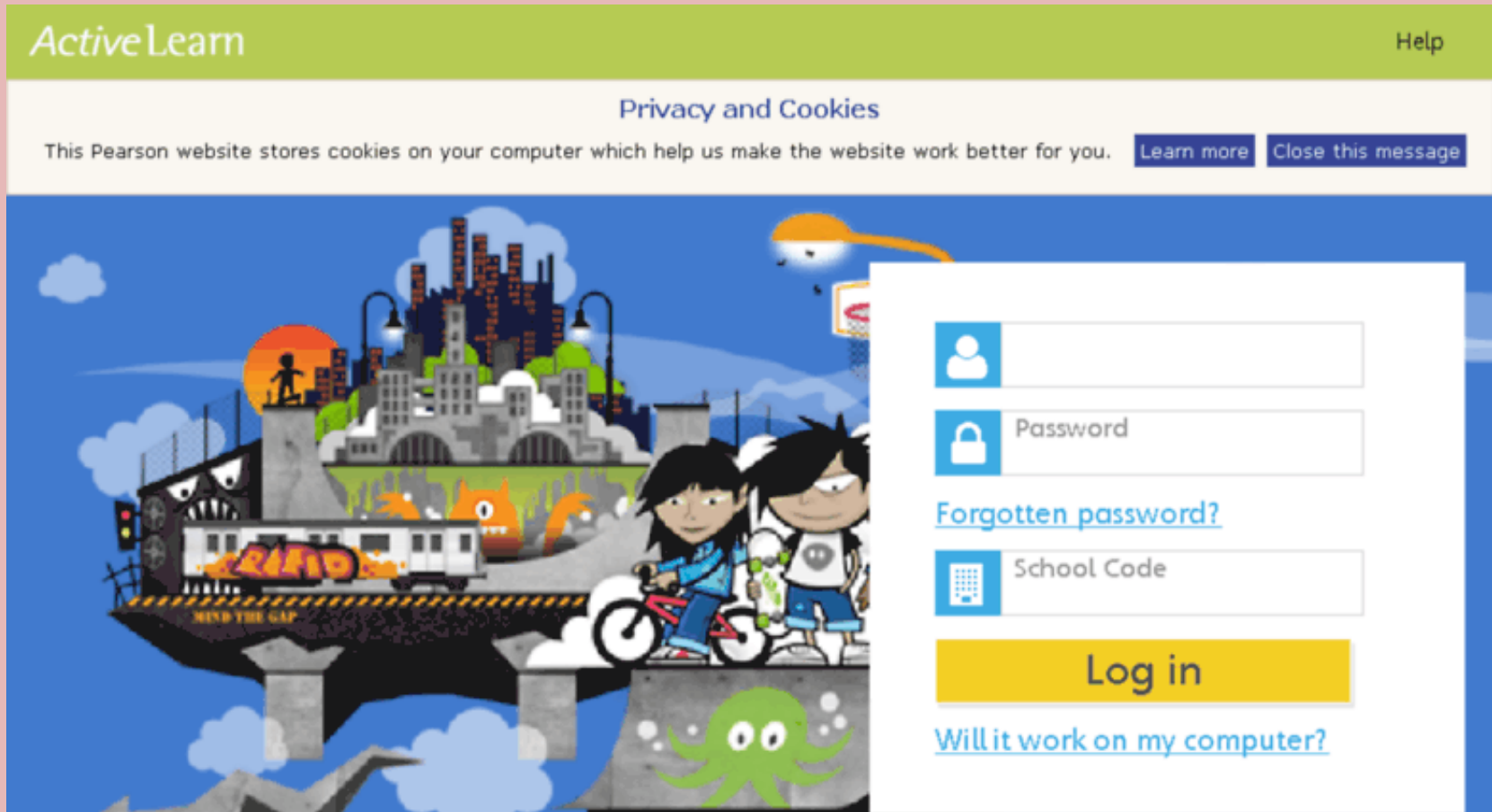
Login

User name

Password

School

Bug Club - eBooks



Bug Club provides eBooks set at your child's reading ability by the class teacher. The Bug Club activities within each book boost a child's understanding of what they are reading.

What you can do to help

- Introduce lower case letters first, only using capital letters where appropriate e.g. names
- Be aware of your own pronunciation of the sounds
- Try not to teach the letters in alphabetical order
- Help your child to be confident with the vowel sounds. These sounds are often the most difficult to hear
- Use the letter families (see hand out)

Things you may be concerned about:

- “My child cannot recognise any words.”
- “My child lacks the confidence to try to read.”
- “My child mixes up letters like b and d.”
- “When my child reads they seem to be reading from memory.”
- “My child is unsure of sounds.”

Useful links

www.teachyourmonstertoread.com

www.phonicsplay.co.uk

www.familylearning.org.uk

www.mrthorne.com

www.letters-and-sounds.com

www.readingbear.org

www.starfall.com

www.jollylearning.co.uk

www.bbc.co.uk/cbeebies/shows/alphablocks

www.pegasusacademytrust.org

There is a wealth of information and guidance on our website.

Please keep an eye on our latest news stories, which also feed onto our Twitter account [@PegasusAcademy](https://twitter.com/PegasusAcademy)

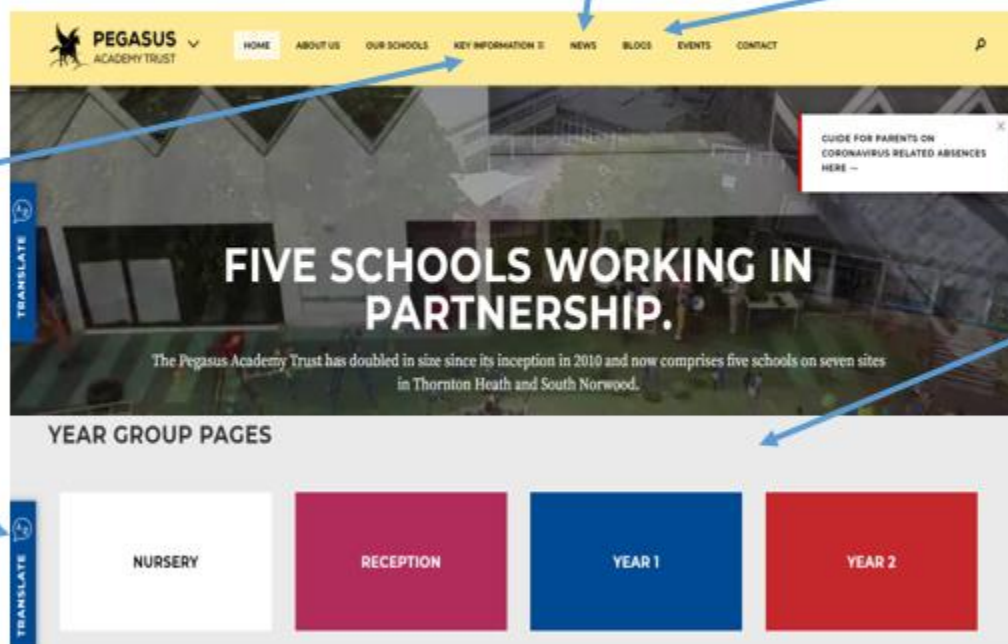


This year we are developing blogs for each class where home learning and homework may be posted.

The 'key information' section of the website is useful for information about: curriculum and assessment; term dates; policies; breakfast/after school club etc.

Pages on the website can now be translated into 12 different languages.

CHOOSE LANGUAGE:



On the homepage you'll find the year group pages. Home learning may be posted here in the event a class, year group or school has to isolate.

Children's passwords and logins can be found in their reading diaries