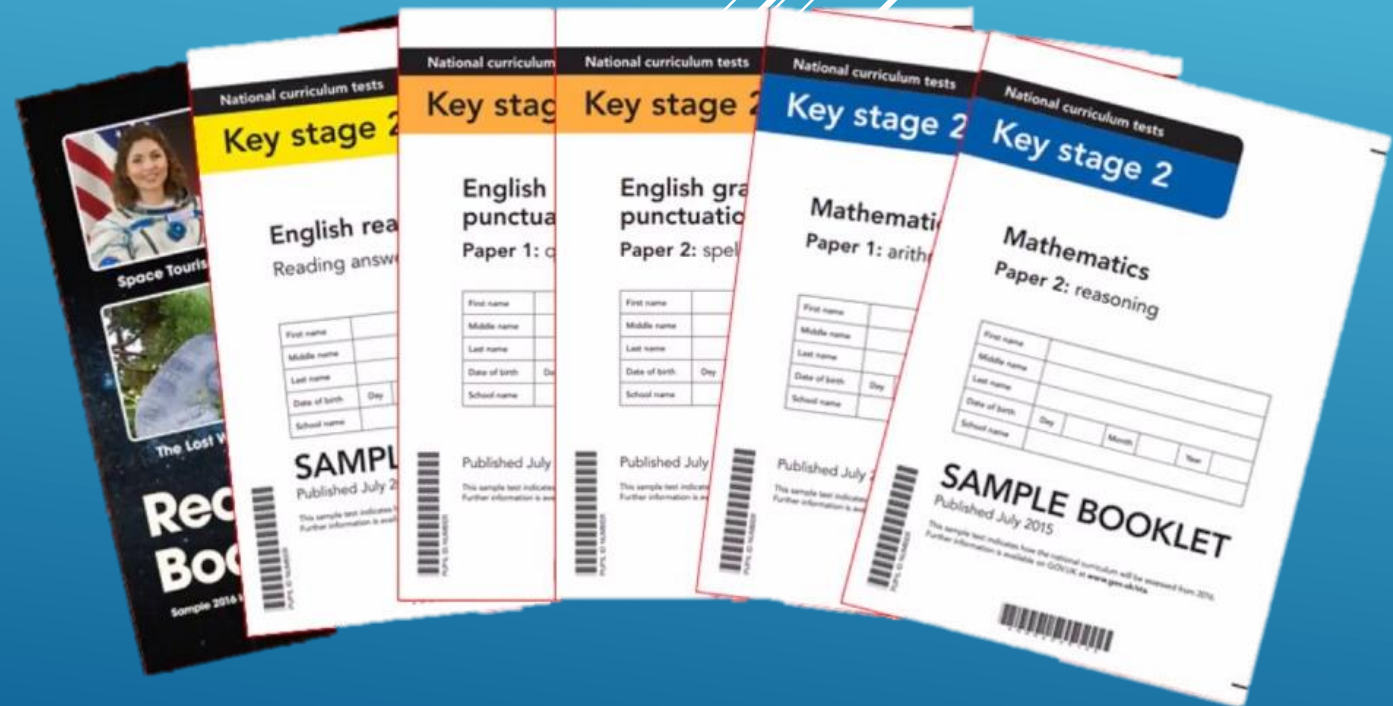


END OF KS2 ASSESSMENTS (SATS)

2023-24



Aims:

We want you to have a better understanding of what your children will be expected to do in the 2024 SATs.

We want you to be aware of:

- When the SATs are
- How long each Paper is
- Example questions
- How you can support your child

The tests are in place to track children's progress from Key Stage One, so it's a great chance to recognise how far they've come.

The week commencing **13th May**

The timetable for that week is as follows:

Monday 13th May – Grammar Punctuation and Spelling Papers 1 and 2

Tuesday 14th May – Reading Paper

Wednesday 15th May – Maths Arithmetic Paper 1 and Maths Reasoning Paper 2

Thursday 16th May – Maths Reasoning Paper 3

Several thin, parallel white lines are drawn diagonally across the bottom right corner of the slide, extending from the right edge towards the bottom left.

Key stage 2

English grammar, punctuation and spelling

Paper 1: questions

Paper 1: questions

- 45 minutes
- 50 questions to be completed
- Marked out of 50 as all the questions are worth 1 mark

Key stage 2

English grammar, punctuation and spelling


Paper 2: spelling

Paper 2: spelling

- No time limit because the spellings and example sentences are read out by the test administrator (usually the class teacher)
- 20 spellings
- Marked out of 20

The results of the grammar paper and spelling test are added together to give a combined score out of 70.

The grammar paper tests your child's ability in 7 areas:

1. Grammatical terms / word classes
 2. Functions of sentences
 3. Combining words, phrases and clauses
 4. Verb forms, tenses and consistency
 5. Punctuation
 6. Vocabulary
 7. Standard English and formality
- 
- A series of white diagonal lines of varying lengths and thicknesses are positioned in the bottom right corner of the slide, creating a modern, abstract graphic element.

The questions paper is also made up of different types of questions:

Multiple-choice answers

For some questions, you do not need to do any writing. Read the instructions carefully so that you know how to answer each question.

8 Which sentence is punctuated correctly?

Tick **one**.

Joe went upstairs, turned on his computer
took out his homework and started. ☐

Joe went upstairs turned on his computer,
took out his homework, and started. ☐

Joe went, upstairs turned on his computer,
took out his homework, and started. ☐

Joe went upstairs, turned on his computer,
took out his homework and started. ☐

1 mark

Short answers Some questions are followed by a line or a box. This shows that you need to write a word, a few words or a sentence.

47 Rewrite the sentence below in the **active**.
Remember to punctuate your answer correctly.

The vital clues were discovered by the detective.

1 mark

The spelling paper is usually administered by the class teacher.

This is the example script:

Notes for use of this script

The spelling test should take approximately **15 minutes** to complete, although you should allow pupils as much time as they need to complete it.

Please read out the instructions below.

Listen carefully to the instructions I am going to give you.

I am going to read 20 sentences to you. Each sentence has a word missing in your answer booklet. You should listen carefully to the missing word and fill this in, making sure you spell it correctly.

I will read the word, then the word within a sentence, then repeat the word.

Do you have any questions?

Once pupils' questions have been answered, you should read the 20 spellings as shown on the following pages.

Leave at least a 12-second gap between spellings.

The target words may be repeated if needed.

The 20 spellings should be read as follows:

1. Give the spelling number
2. Say: *The word is...*
3. Read the context sentence
4. Repeat: *The word is...*

You should take care not to overemphasise spelling when reading out the words.

This is what the answer booklet looks like:

Spelling

1. Sara wanted to be an explorer and _____ new lands.
2. The spy was sent on a secret _____.
3. For PE lessons, your clothes should be _____ and comfortable.
4. The _____ showed which way to go.
5. China is a large _____.

Key stage 2

English reading

Reading answer booklet

- 1 hour
- The reading booklet consists of 3 texts
- The answer booklet usually has 39 / 40 questions to be completed
- Marked out of 50 as some questions are worth more than one mark.

The reading paper tests your child's ability in 8 areas:

1. Give / explain the meaning of words in context.
2. Retrieve and record information / identify key details from a text.
3. Summarise main ideas from more than one paragraph.
4. Make inferences and explain and justify them with evidence from the text.
5. Predict what might happen from details implied and stated.
6. Identify / explain how information or narrative contributes to the meaning of the text as a whole.
7. Identify / explain how meaning is enhance through choice of words and phrases.
8. Make comparisons within the text.

The reading paper consists of a variety of question types:

Short answers

Some questions are followed by a short line or box. This shows that you need only write a word or a few words in your answer.

4 How much did the first space tourist pay to go into space?

1 mark

Several line answers

Some questions are followed by a few lines. This gives you space to write more words or a sentence or two.

2 How would you get from the spacecraft to the space hotel?

1 mark

Longer answers

Some questions are followed by more answer lines. This shows that a longer, more detailed answer is needed to explain your opinion. You can write in full sentences if you want to.

In previous years, the paper was most heavily weighted towards testing the children's inferencing skills, often using questions that require longer more detailed answers that are worth 3 points:

29

The iguanodons are described as *inoffensive brutes*...

Look at the paragraph beginning: *I do not know how long...* (page 8).

Explain how the descriptions of the iguanodons in this paragraph support the idea that they were both *inoffensive* and *brutes*.

Use evidence from the text to support your answer.

3 marks

Selected answers

For some questions you do not need to write anything at all and you should tick, draw lines to, or circle your answer. Read the instructions carefully so that you know how to answer the question.

10

Match the events below to the year in which they happened.

Anousheh Ansari went to space.

The first man stepped on the Moon.

Dennis Tito went to space.

The International Space Station was built.

1969

1998

2001

2006

1 mark

11

Using information from the text, tick one box in each row to show whether each statement is a **fact** or an **opinion**.

	Fact	Opinion
Anousheh Ansari kept an online diary.		
Brushing your teeth in space is a joy.		
Being weightless is endlessly entertaining.		
Tourists can stay on the International Space Station.		

1 mark

Key stage 2

Mathematics

Paper 1: arithmetic

Key stage 2

Mathematics

Paper 2: reasoning

Key stage 2

Mathematics

Paper 3: reasoning

Paper 1: arithmetic

- 30 minutes
- 36 questions to be completed
- Marked out of 40 as the long division and long multiplication questions are marked out of 2

Papers 2 and 3: reasoning

- 40 minutes each
- Number of questions vary as does the number of marks given for each answer
- Both papers are marked out of 35

The results of the arithmetic paper and the 2 reasoning papers are added together to give a combined score out of 110.

22

$$12 - 6.01 =$$

1 mark

The arithmetic paper is about pure mathematics using written and mental strategies.

By demonstrating use of the correct method, a mark can be gained from the questions worth 2 marks (even if the child has got the actual answer wrong).

25

1 3 3 0 1 6

Show
your
method

2 marks

The 2 maths reasoning papers test the children's ability to use their mathematical skills to solve problems. The children need to interpret what mathematical knowledge or processes are being presented in the question.

Some of the questions involve reasoning where to place numbers.

1

Here is a diagram for sorting numbers.

Write **one number** in each box.

One is done for you.

	multiple of 5	not a multiple of 5
multiple of 3	30	
not a multiple of 3		

2 marks

11

Write the four missing digits to make this **addition** correct.

$$\begin{array}{cccc} \boxed{} & 6 & \boxed{} & 8 \\ + & 3 & \boxed{} & 9 \\ \hline 9 & 0 & 1 & 9 \end{array}$$

2 marks

Some of the questions involve reasoning with word problems.

10

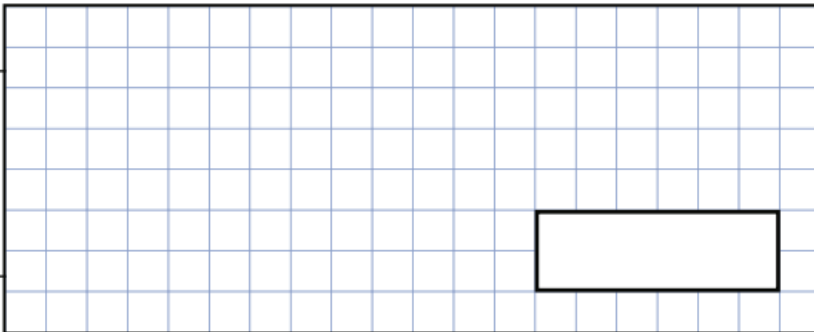
A bag of 5 lemons costs £1

A bag of 4 oranges costs £1.80



How much **more** does one orange cost than one lemon?

Show
your
method



2 marks

Some of the questions involve using their understanding of geometry.

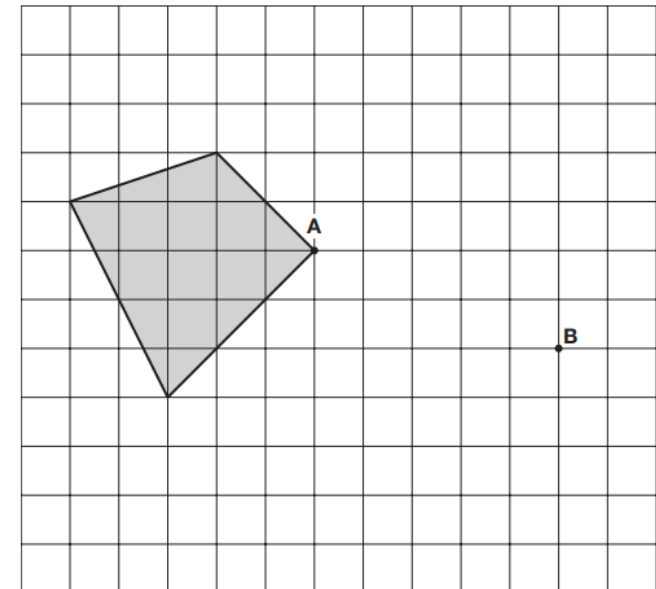
8

Here is a shaded shape on a grid.

The shape is translated so that point **A** moves to point **B**.

Draw the shape in its new position.

Use a ruler.



2 marks

Remember, they are **end of Key Stage Two** tests, not Year Six tests.

So some are simpler (year 3/4 level)...


Tick the number **eighty thousand, three hundred and six**.

Tick one.

8,306 80,036 80,306 800,306 80,300,006

A small box contains **650** grams of cereal.

A large box contains **20% more** cereal.



One portion of cereal is **40** grams.

How many **full** portions are in a **large** box?

portions

How to help your child


- Make sure your child reads every day and ask them about what they are reading. It's still a good idea to read to your child as well, in whatever language you speak at home.
- Practise the spelling rules taught at school.
- Encourage your child to become fluent at their times tables – they can use Times Tables Rockstars to practise. Their login will be in their homework diary.
- Ensure your child completes their Mathletics homework every week.
- Encourage using maths in every day life too. For example - calculating change, % reduction of items on sale, cooking (and scaling recipes up or down), playing games like Monopoly.



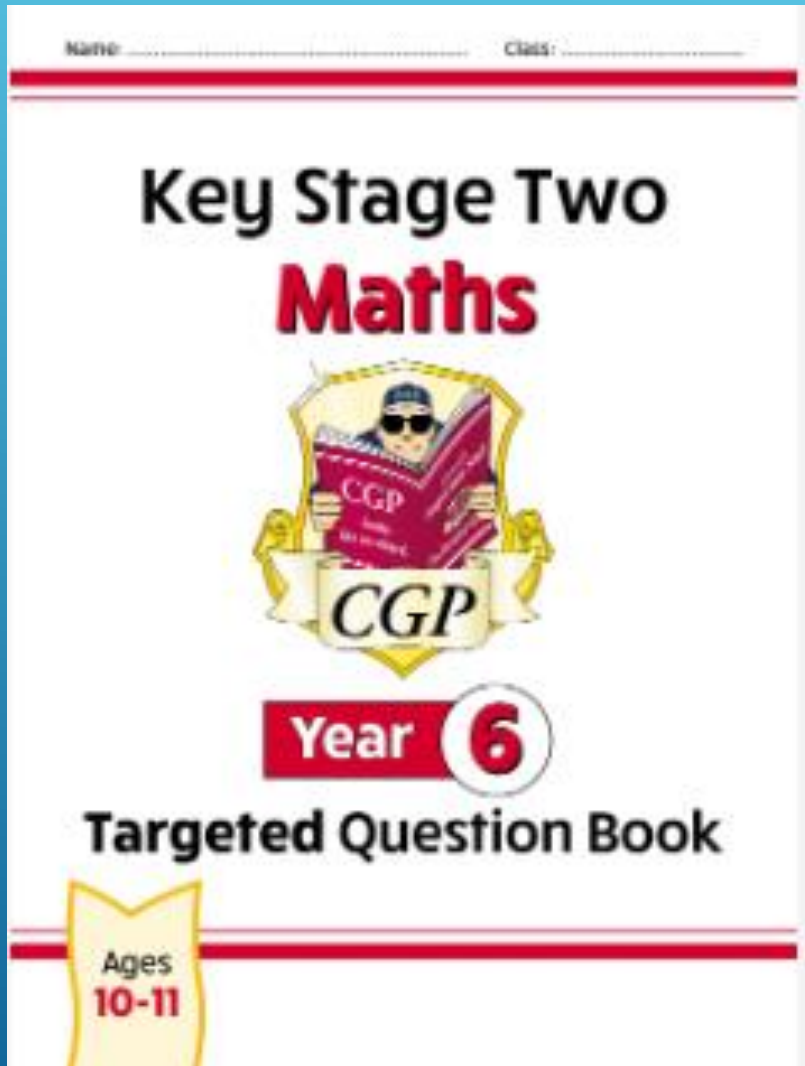
Mathletics

How to help your child

- Ensure that your child sleeps 10 hours a night.
- Try to make sure they eat healthy meals and drink enough water.
- There is a school breakfast each morning of the test week. Please bring your child in for that from 8.15am.
- If your child is unwell on the day of the test, please call the school (020 8653 2618) as soon as possible to decide together what to do.
- Please remember - the SATs represent a moment in time; they do not define your child! If their ambition is to be a world class rocket scientist, the SATs result is not necessarily a barrier to that.



CGP books



The school has paid for ALL children to receive a CGP book.

The children can work on this at home, during Early Morning Work and when they come in from break and lunch.

The children have the answers in the back.

Anything they struggle with, they can ask a teacher to help or research it at home.

Mathletics

<https://login.mathletics.com/#/student>

Times Tables Rockstars

<https://play.ttrockstars.com/auth/school/student/18726>

Oak Academy: A website created by teachers during lockdown with full lessons.

<https://classroom.thenational.academy/subjects-by-key-stage/key-stage-2/subjects/maths>

IXL: offers a limited free amount of questions per day. It also shows you a complete coverage of the Year 6 Maths curriculum

<https://uk.ixl.com/maths/year-6>

Rollama: A website to help with SPaG with fun games for each topic of the SPaG paper.

[https://www.rollama.com/docs/Rollama SATs Paper 1 Map.pdf](https://www.rollama.com/docs/Rollama_SATs_Paper_1_Map.pdf)

Education Quizzes: Both Maths and English based quizzes which are marked as you go along.

<http://www.educationquizzes.com/ks2/maths/>

Online maths tutor: A site with links to old style Key Stage 2 Maths Papers, Maths Tutorials as well as Maths

Games.<http://www.online-maths-tutor.com/>

Sheppard software: Lots of Maths games on a range of Mathematical concepts. <https://www.sheppardsoftware.com/math.htm>

ICT teachers: A site with a range of information and questions – great for revision purposes!

http://www.icteachers.co.uk/children/children_sats.htm

BBC Bitesize: Fun games and lessons <https://www.bbc.co.uk/bitesize/subjects/z826n39>

