

Understand the shape of the  
boxes – it will help you.

**Ascenders (they are tall letters)**

b d h k l t

**Descenders (they continue below the line)**

f g p q y j

Where a letter has a dot  
on the top the box is  
curved.

**'i' has 2 shapes – one when it's on its own and one when it's in a word:**

I i

Where a letter has a dot  
on the top the box is  
curved.

**Other letters of the alphabet fit in this size of box:**

a c e m n o r s u v

w x z

**Capital letters have a bigger box (you need them for things like names)**

S P D B K L

**List 9:**  
**Adult's copy**

**Child's copy**

a s

--	--

g a s

--	--	--

h a s

--	--	--

f a x

--	--	--

t a x

--	--	--

w a x

--	--	--

M a x

--	--	--

# List 10:

## Adult's copy

bed

fed

led

red

wed

beg

leg

## Child's copy

bed

fed

led

red

wed

beg

leg

**List 11:**  
**Adult's copy**

**Child's copy**

den

□ □ □

hen

□ □ □

men

□ □ □

pen

□ □ □

ten

□ □ □

Ben

□ □ □

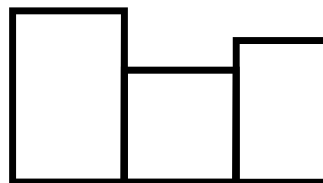
Ken

□ □ □

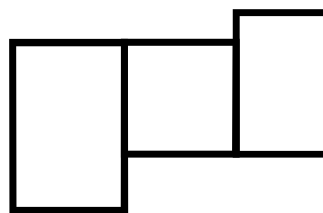
**List 12:**  
**Adult's copy**

**Child's copy**

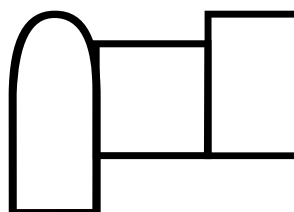
b e t



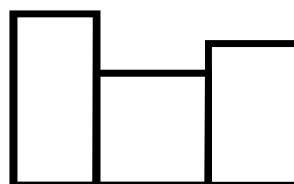
g e t



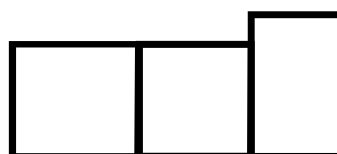
j e t



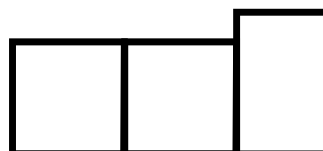
l e t



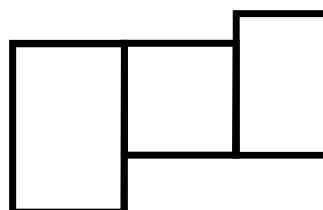
m e t



n e t



p e t

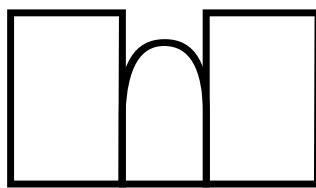


# List 13:


## Adult's copy

## Child's copy


bid



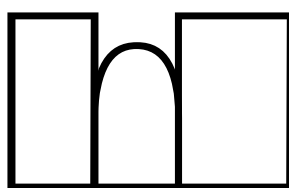
hid



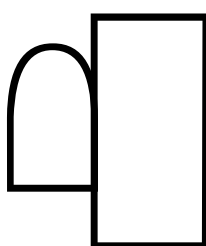
kid



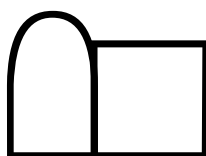
lid




if



in



it

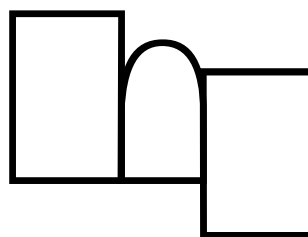


# List 14:

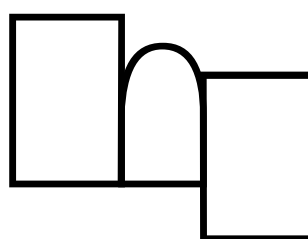
## Adult's copy

## Child's copy

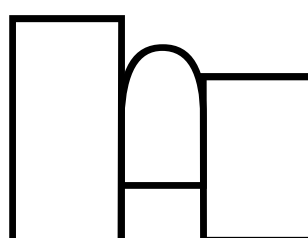
big



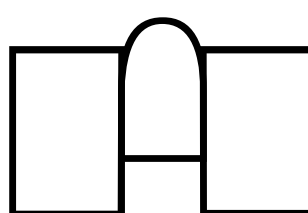
dig




fig




pig



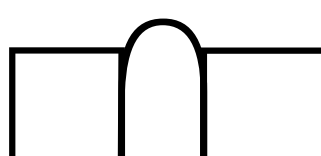
dim



him



rim





**List 15:**

**Adult's copy**

**Child's copy**

k i d

□ n □

k i t

□ n □

K i m

□ n □

**List 16:**  
**Adult's copy**

**Child's copy**

c a t s

--	--	--	--

h a t s

--	--	--	--

n e t s

--	--	--	--

n u t s

--	--	--	--

p e t s

--	--	--	--

r a t s

--	--	--	--

c u p s

--	--	--	--