

Understand the shape of the  
boxes – it will help you.

**Ascenders (they are tall letters)**

b d h k l t

**Descenders (they continue below the line)**

f g p q y j

Where a letter has a dot  
on the top the box is  
curved.

**'i' has 2 shapes – one when it's on its own and one when it's in a word:**

I i

Where a letter has a dot  
on the top the box is  
curved.

**Other letters of the alphabet fit in this size of box:**

a c e m n o r s u v

w x z

**Capital letters have a bigger box (you need them for things like names)**

S P D B K L

# List 17:

Adult's copy

b i n

d i n

f i n

i n

p i n

t i n

w i n

Child's copy

□ i □

□ i □

□ i □

□ i □

□ i □

□ i □

□ i □

**List 18:**

**Adult's copy**

dip

hip

lip

nip

pip

rip

sip

**Child's copy**

□ip

□ip

□ip

□ip

□ip

□ip

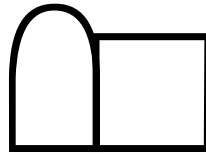
□ip

# List 19:

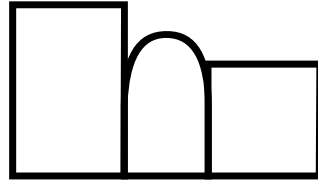
Adult's copy

Child's copy

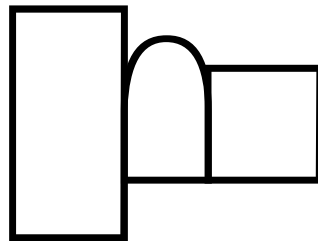
is



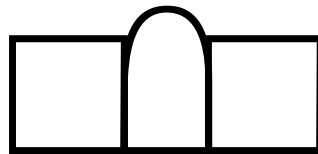
his



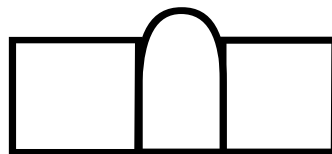
fix



six



mix



**List 20:**

**Adult's copy**

bit

fit

hit

kit

lit

pit

sit

**Child's copy**

bit

fit

hit

kit

lit

pit

sit

# List 21:

## Adult's copy

c o d

n o d

p o d

w o n

s o n

f o x

b o x

## Child's copy

□ □ □

□ □ □

□ □ □

□ □ □

□ □ □

□ □ □

□ □ □

**List 22:**

**Adult's copy**

b o g

c o g

d o g

f o g

h o g

j o g

l o g

**Child's copy**

□ o □

□ o □

□ o □

□ o □

□ o □

□ o □

□ o □



**List 23:**

**Adult's copy**

b e d s

l i d s

p a d s

r o d s

v a n s

b i n s

h e n s

**Child's copy**

□ □ □ □

□ □ □ □

□ □ □ □

□ □ □ □

□ □ □ □

□ □ □ □

□ □ □ □

# List 24:

## Adult's copy

(You cannot sound the words in this list out – you have to know what they look like on the page)

b e

b y

c o m e

d o

g o

n o

h a v e

## Child's copy

□ □

□ □

□ □ □ □

□ □

□ □

□ □

□ □ □ □