

Understand the shape of the
boxes – it will help you.

Ascenders (they are tall letters)

b d h k l t

Descenders (they continue below the line)

f g p q y j

← Where a letter has a dot on the top the box is curved.

'i' has 2 shapes – one when it's on its own and one when it's in a word:

I i

← Where a letter has a dot on the top the box is curved.

Other letters of the alphabet fit in this size of box:

a c e m n o r s u v

w x z

Capital letters have a bigger box (you need them for things like names)

S p D B K L

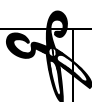
Where the boxes change colour on the adult list this shows a different sound in the word string – e.g. 'ack' becomes 'eck' – 'back' becomes 'beck'. The changes can come at the beginning, middle or end of the word.

b a c k

b e c k

List 49:

Adult's copy



Child's copy

c a m p

□ □ □ □

d a m p

□ □ □ □

l a m p

□ □ □ □

d u m p

□ □ □ □

l u m p

□ □ □ □

p l u m p

□ □ □ □

j u m p

□ □ □ □

List 50:



Adult's copy

Child's copy

s m a l l

□ □ □ □ □

s m e l l

□ □ □ □ □

s n a g

□ □ □ □

s n i p

□ □ □ □

s n u g

□ □ □ □

s p i n

□ □ □ □

s p e l l

□ □ □ □ □

List 51:



Adult's copy

Child's copy

help

help

talk

walk

stalk

belt

melt

List 52:



Adult's copy

blast

cast

last

class

brass

ask

cask

Child's copy

blast

cast

last

class

brass

ask

cask

List 53:
Adult's copy



Child's copy

a n d

□ □ □

b a n d

□ □ □ □

g r a n d

□ □ □ □ □

h a n d

□ □ □ □

b e n d

□ □ □ □

l e n d

□ □ □ □

m e n d

□ □ □ □

List 54:



Adult's copy

Child's copy

send

□ □ □ □

spend

□ □ □ □ □

pond

□ □ □ □

fund

□ □ □ □

second

□ □ □ □ □ □


slept

□ □ □ □ □

wept

□ □ □ □

List 55:
Adult's copy



Child's copy

b a n g

□ □ □ □

f a n g

□ □ □ □

h a n g

□ □ □ □

l o n g

□ □ □ □

s o n g

□ □ □ □


h u n g

□ □ □ □

l u n g

□ □ □ □

List 56:



Adult's copy

Child's copy

bring

bring

fling

fling

king

king

ring

ring

sting

sting

sling

sling

swing

swing